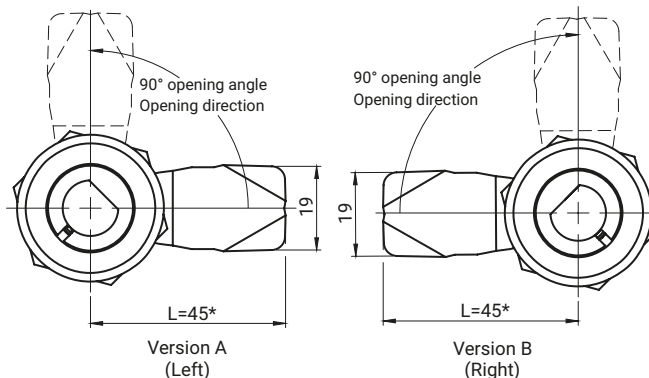
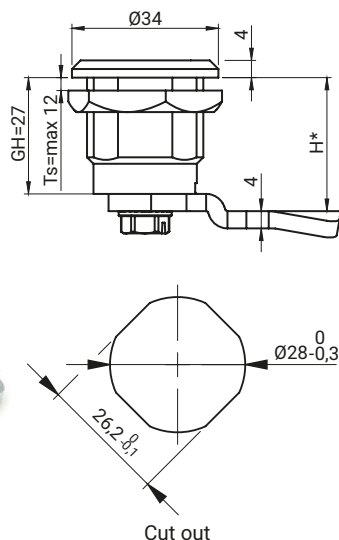


Lock CZ-E1, M22R

LH/RH



TYPE OF LOCK	VERSION	COMPONENTS	MATERIAL	INSERT [X]
CZ-E1.001	A	Housing, insert	Brass	
CZ-E1.002	B	Cam	Steel zinc plated	
CZ-E1.003	A	Housing, insert	Brass zinc plated	
CZ-E1.004	B	Cam	Steel zinc plated	D13S

Note:

The key can only be inserted and removed in the closed position
Spring-loaded lock (with automatic return to the closed position)
The key 2.KL-X.007 - D13S is suitable for the lock (page 2A-132)

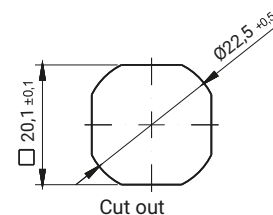
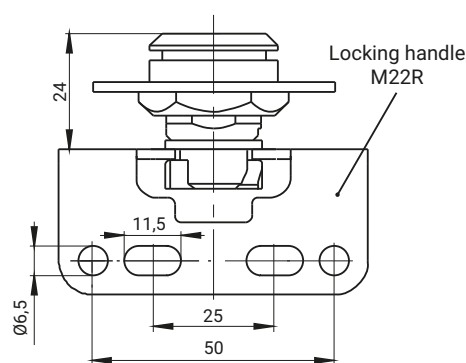
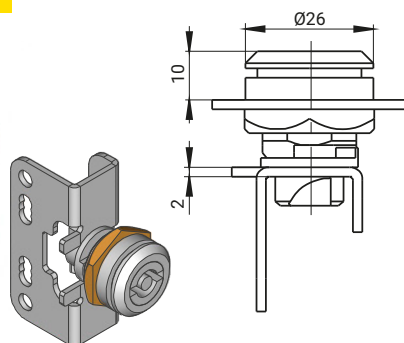
where:

H - cam unbending dimension
G - cam group
Ts - door thickness

The lock is fitted with cams from the groups: 12, 14, 17, 17A, 18, 32, 34, JK1-16018, JK2-16018, J-6000.03, J-6000.04, JK-1610.01, JZ-002 (pp. 1C-10 to 1C-23)

* can be ordered in other dimensions

LH/RH



TYPE OF LOCK	COMPONENTS	MATERIAL	INSERT [X]
M22R	Housing, insert	Steel zinc plated	
	Cam	ZAMAK 5	

How to order:

Type of lock

Type of insert

Height cam H = 27, 30, 33 (does not apply to M22R)

* possibility to make in another dimension

Notice: Handle for M22R is not a part of a set.

To order separately:

- galvanized steel M22R: M22R.001.01

- stainless steel: M22R.001.02

