


VERSION [ S ]

VERSION [ B ]

VERSION [ W ]



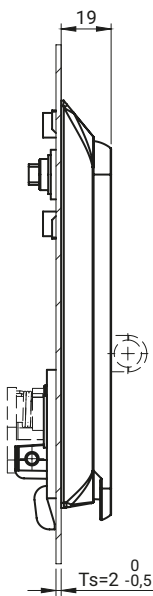
WITHOUT AN APERTURE



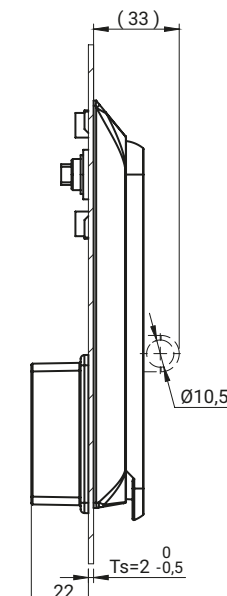
WITH APERTURE



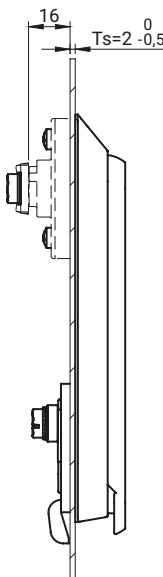
WITH PADLOCK HOLDER



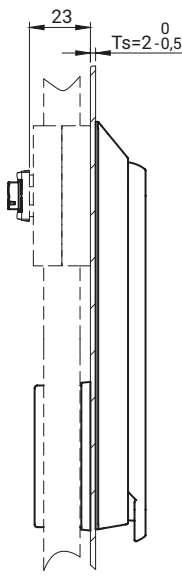
TYPE A



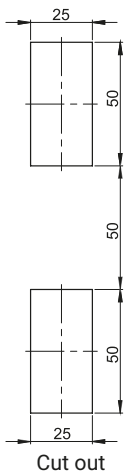
TYPE B



Version  
for a cap [N]









Version for  
a cogwheel  
mechanism [M]



where:  
Ts - mounting sheet thickness  
[www.roztocze.eu](http://www.roztocze.eu)

TYPE	WITHOUT CYLINDER COVER			CYLINDER COVER		
	VERSION [ S ]	VERSION [ B ]	VERSION [ W ]	VERSION [ S ]	VERSION [ B ]	VERSION [ W ]
A	RS650.001	RS650.002	RS650.003	RS650.007	RS650.008	RS650.009
	FOR PADLOCK					
	RS650.004	RS650.005	RS650.006	RS650.010	RS650.011	RS650.012
B	RS650.101	RS650.102	RS650.103	RS650.107	RS650.108	RS650.109
	FOR PADLOCK					
	RS650.104	RS650.105	RS650.106	RS650.110	RS650.111	RS650.112
COMPONENTS		MATERIAL		FINISH [C]		
				RAL 9005	RAL 7035	
Housing, Handle		Polyamide PA6 GF30		07	08	

[S]	MATERIAL		FINISH	
	ZAMAK 5		Nickel	
	PIN TYPE[X]			
	D3			
	D5			
	T9			
	C9			
	KW8			
S				

[B]	KEY CODE	
	1333	
	405E	
	455E	
	1242E	
	2342E	
	Different code	

**How to order:**

Type of lock

For cap [N]

For a cogwheel mechanism [M]

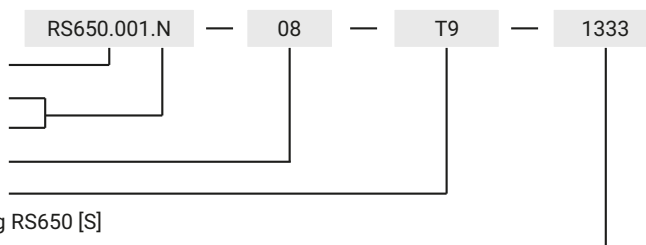
Finish [C]

Insert type [X]

- To be specified when selecting RS650 [S]

Key code]

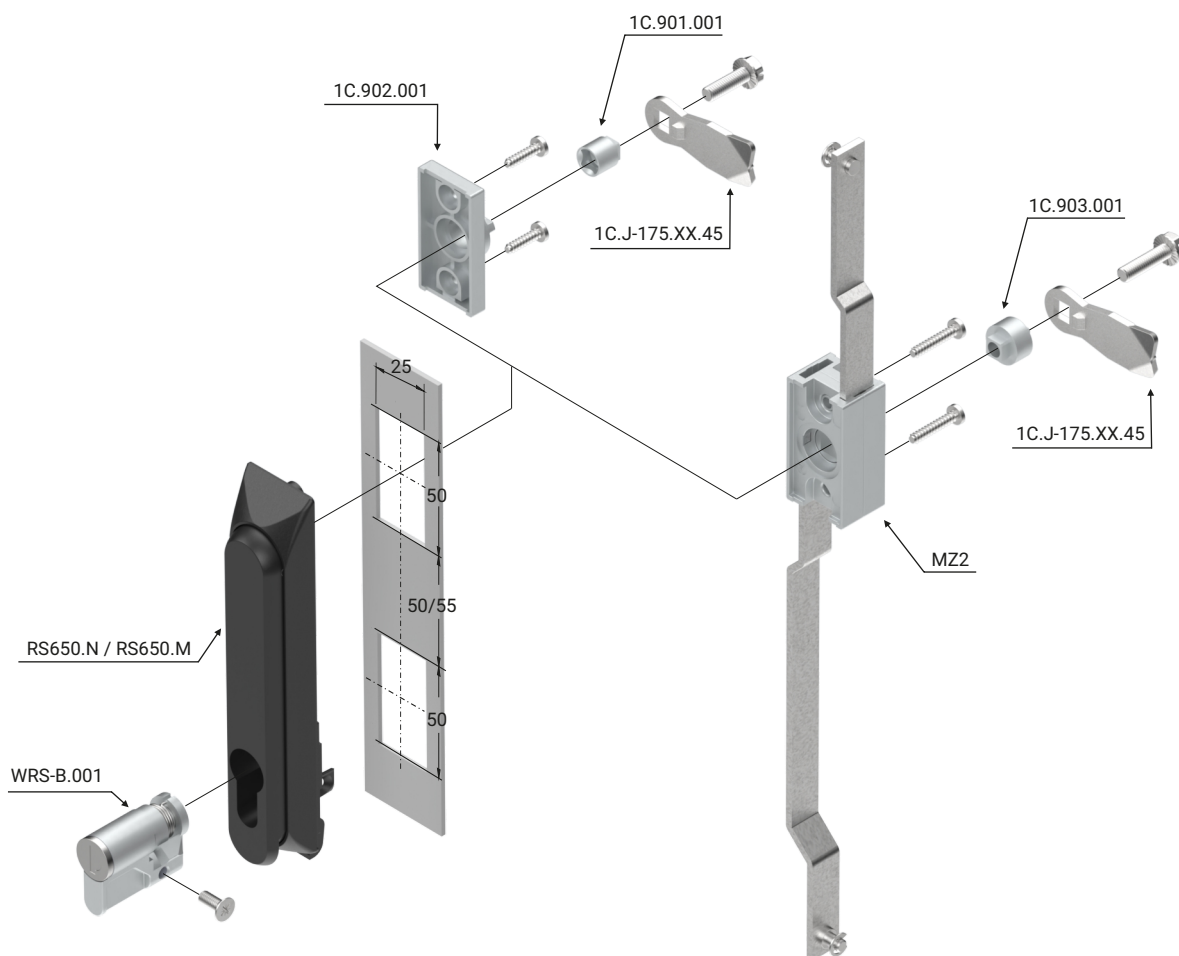
- Please specify when selecting RS650 [B]



\* Profile half cylinder, patent and shaped insert must be ordered separately, see page: 1C-1 do 1C-2

Accessories to be ordered separately for a cap or a gear mechanism are shown on page 1B-16.

# Swinghandle for overlay or gear mechanism RS650



## ACCESSORIES ORDERED SEPARATELY UNDER THE COVER [N]

TYPE OF LOCK	DETAIL	PAGE
RS650.001.N RS650.101.N	Cap 1C.902.001 / 1C.902.003	1C-27
RS650.002.N RS650.102.N	Bushing 1C.901.001	1C-27
RS650.003.N RS650.103.N	1-point cam, group: 11, 13	1C-10, 1C-11
RS650.004.N RS650.104.N	2-point cam, group: 21	1C-15
RS650.005.N RS650.105.N	3-point cam, group: 31, 33	1C-17, 1C-18
RS650.006.N RS650.106.N	Rods	1C-4, 1C-5
RS650.007.N RS650.107.N	Rod guide	1C-6, 1C-7
RS650.008.N RS650.108.N	Shaped insert, profile cylinder	1C-1 - 1C-2
RS650.009.N RS650.109.N		
RS650.010.N RS650.110.N		
RS650.011.N RS650.111.N		
RS650.012.N RS650.112.N		

## ACCESSORIES ORDERED SEPARATELY FOR THE RACK MECHANISM [M]

TYPE OF LOCK	DETAIL	PAGE
RS650.001.M RS650.101.M	Cogwheel mechanism MZ2 / MZ3	1C-30 - 1C-33
RS650.002.M RS650.102.M	1-point cam, groups: 11, 13	1C-10 - 1C-11
RS650.003.M RS650.103.M	Adapter 1C.903.001	1C-27
RS650.004.M RS650.104.M	Flat bar	1C-34 - 1C-40
RS650.005.M RS650.105.M	Flat bar guides and supports	1C-6, 8, 1C-34 - 1C-40
RS650.006.M RS650.106.M		
RS650.007.M RS650.107.M		
RS650.008.M RS650.108.M		
RS650.009.M RS650.109.M		
RS650.010.M RS650.110.M		
RS650.011.M RS650.111.M		
RS650.012.M RS650.112.M		