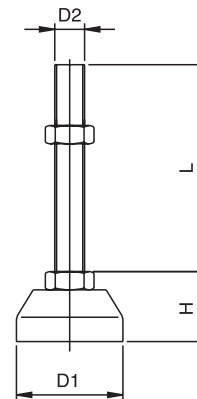


4.513.001

NAME	COMPONENTS			MATERIAL	
Adjustable foot	Screw			Steel zinc plated	
	Base			Polyamide	
CAT. NUMBER	D1	D2	H	L	LOAD
4.513.001.XXX	70	M16	42	100,150, 200,250	600kg
4.513.002.XXX		M20	46	75,100,150, 200,250	800kg
4.513.003.XXX		5/8"	43	100,150	600kg
4.513.004.XXX		3/4"	45	100,150	800kg
4.513.005.XXX		M16	42	100,150	600kg
4.513.006.XXX		M20	46	100,150	800kg

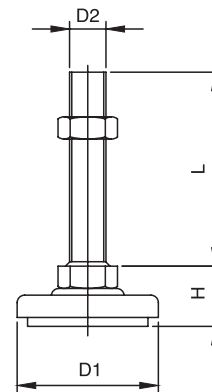
: where XXX=L



4.514.001

NAME	COMPONENTS			MATERIAL	
Adjustable foot	Screw			Steel zinc plated	
	Base			Polyamide	
CAT. NUMBER	D1	D2	H	L	LOAD
4.514.001.XXX	55	M12	26	50,75 100,150,	300kg
4.514.002.XXX		M16	28	70,100,150,	500kg
4.514.003.XXX		1/2"	27	75,100,150	300kg
4.514.004.XXX		5/8"	29	75,100,150	500kg
4.514.005.XXX	75	M16	30	100,150	500kg
4.514.006.XXX		5/8"	31	100,150	500kg

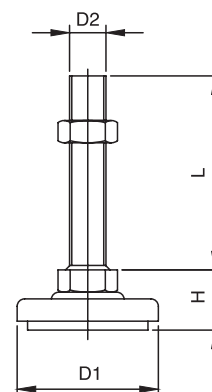
: where XXX=L



4.515.001

NAME	COMPONENTS			MATERIAL	
Adjustable foot	Screw			Steel zinc plated	
	Base			Steel zinc plated with rubber from below	
CAT. NUMBER	D1	D2	H	L	LOAD
4.515.001.XXX	40	M10	20	50,100	200kg
4.515.002.XXX		M12	23	50,100	300kg
4.515.003.XXX	55	M12	26	50,75 100,150,	300kg
4.515.004.XXX		M16	28	70,100,150,	500kg
4.515.005.XXX		1/2"	27	75,100,150	300kg
4.515.006.XXX		5/8"	29	75,100,150	500kg
4.515.007.XXX	75	M16	30	100,150	500kg
4.515.008.XXX		5/8"	31	100,150	500kg

: where XXX=L



TX-102-2