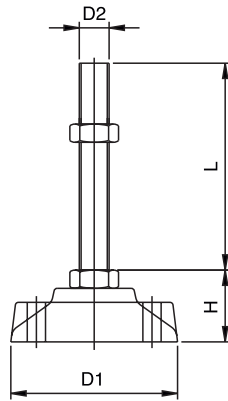


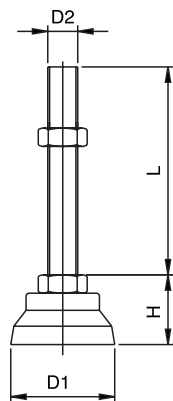
4.510.001



NAME	COMPONENTS			MATERIAL	
Adjustable foot	Screw			Steel zinc plated	
	Base			Polyamide	
CAT. NUMBER	D1	D2	H	L	LOAD
4.510.001.XXX	100	M16	42	100,150, 200,250	600kg
4.510.002.XXX		M20	46	75,100,150, 200,250	800kg
4.510.003.XXX		5/8"	43	100,150	600kg
4.510.004.XXX		3/4"	45	100,150	800kg
4.510.005.XXX	65	M16	42	100,150	600kg
4.510.006.XXX		M20	46	100,150	800kg

: where XXX=L

4.511.001



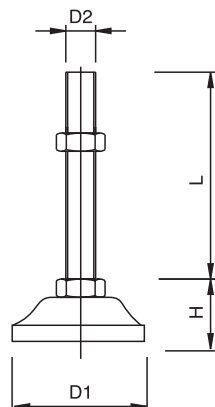
NAME	COMPONENTS			MATERIAL	
Adjustable foot	Screw			Steel zinc plated	
	Base			Polyamide	
CAT. NUMBER	D1	D2	H	L	LOAD
4.511.001.XXX	65	M16	42	100,150, 200,250	600kg
4.511.002.XXX		M20	46	75,100,150, 200,250	800kg
4.511.003.XXX		5/8"	43	100,150	600kg
4.511.004.XXX		3/4"	45	100,150	800kg
4.511.005.XXX		M16	42	100,150	600kg
4.511.006.XXX		M20	46	100,150	800kg

: where XXX=L

4.512...



4.512.001

4.512.002
4.512.003

NAME	COMPONENTS			MATERIAL	
Adjustable foot	Screw			Stainless steel 304	
	Base			Stainless steel 304	
CAT. NUMBER	D1	D2	H	L	LOAD
4.512.001.XXX	50	M16	31	100,150	1500kg
4.512.002.XXX	70	M16	31	100,150	1500kg
4.512.003.XXX		M20	35	100,150	2000kg

: where XXX=L