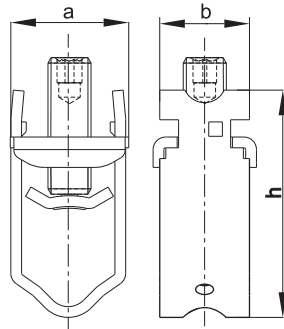
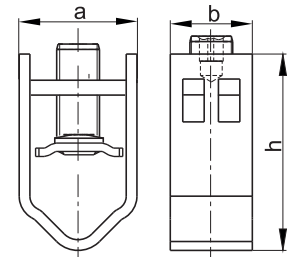
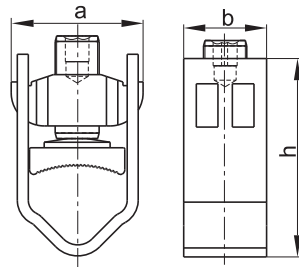


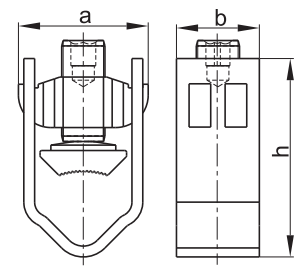
HS25-240

HS 35-300-B
HS 50-300-B

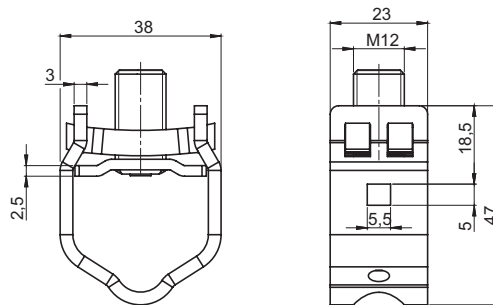
HS 70-300







HS 50-240



HS 120-300



-  **sm** - multiwire sector shaped conductor (flexible)
  **rm** - round multiwire conductor (flexible)
 **se** - sector shaped conductor (rigid)
  **re** - round conductor (rigid)

DETAIL	CROSS-SECTION [mm ²]				NOMINAL CROSS-SECTION [mm ²]	MAX TIGHTENING TORQUE [Nm]	DIMENSIONS		
	sm	se	rm	re			a	b	h
HS 25-240	50-240	50-240	25-185	25-95	240	30	33	25	63
HS 50-240	50-185	50-240	35-120	35-150	150	40	35	22	55
HS 70-300	70-240	95-300	50-150	70-185	185	40	35	22	55
HS 35-300-B	35-240	50-300	35-300	35-185	185	40	35	22	55
HS 50-300-B	50-240	70-300	50-300	50-185	185	40	35	22	55
HS 120-300	120-300	120-300	120-300	120-300	300	40	38	23	47

	HS 25-240	HS 50-240	HS 70-300	HS 35-300-B	HS 50-300-B	HS 120-300
housing	Spring steel zinc-plated					Stainless steel
clamp	Spring steel zinc-plated	Brass tin-plated		Spring steel zinc-plated		
screw	Steel zinc-plated					
nut	Steel zinc-plated	Brass tin-plated		Steel zinc-plated		

* Screw clamps have safety sign 'B' WG PN-EN 60947-7-1, (IEC 60947-7-1)